

XLAND

江苏小田机械有限公司
XLAND MACHINERY CO.,LTD.

地址：江苏省盐城市建湖县永兴路19号
Address : No.19 Yongxing Road, Jianhu, Yancheng,
Jiangsu, CHINA.

电话 / Phone : 0515-86563999
邮箱 / E-mail : xlandb@163.com
网站 : www.xlandag.com



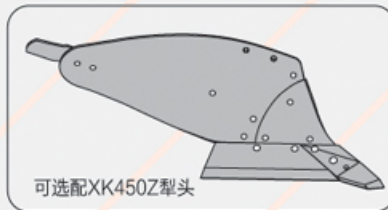

XLAND

XLAND MACHINERY

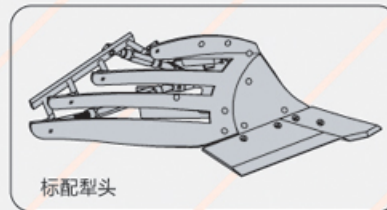
REVERSIBLE PLOUGH

X型全悬液压翻转犁

岸下用犁
单丝杠



可选配XK450Z犁头



标配犁头

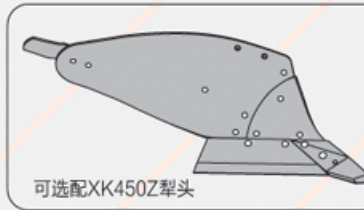
全悬液压翻转犁 REVERSIBLE PLOUGH

| | |
|---------------------------------|------------------|
| 型号: Code No. | 1LF-440X |
| 铧犁数 No. of Bottom | 4 |
| 单铧工作宽度 Working Width Per Bottom | 29-40cm |
| 犁尖之间高度 Plough Point High | 170cm |
| 犁体间距 Bottom to Bottom Size | 100cm |
| 犁梁规格 Plough Beam Specification | 120 × 120 × 10mm |
| 整犁耕幅调节范围 Machine Working Width | 116-160cm |
| 重量 (N.Weight) | 1336kg |
| 配套动力 Power Required | 140-180HP |

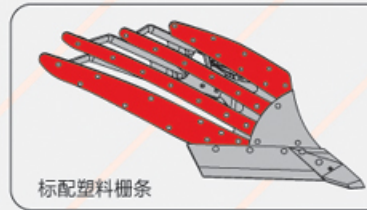
REVERSIBLE PLOUGH

XF型全悬液压翻转犁

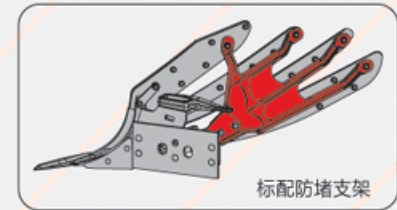
岸下用犁
防堵支架
塑料栅条
单丝杠



可选配XK450Z犁头



标配塑料栅条



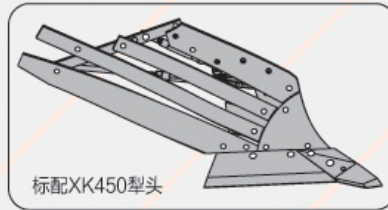

标配防堵支架

全悬液压翻转犁 REVERSIBLE PLOUGH

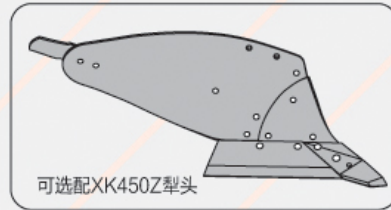
| 型号: Code No. | 1LF-X450F | 1LF-X550F |
|---------------------------------|------------------|------------------|
| 铧犁数 No. of Bottom | 4 | 4+1 |
| 单铧工作宽度 Working Width Per Bottom | 32-50cm | 32-50cm |
| 犁尖之间高度 Plough Point High | 172cm | 182cm |
| 犁体间距 Bottom to Bottom Size | 105cm | 105cm |
| 犁梁规格 Plough Beam Specification | 120 × 120 × 10mm | 140 × 140 × 10mm |
| 整犁耕幅调节范围 Machine Working Width | 128-200cm | 160-250cm |
| 重量 (N.Weight) | 1436kg | 1700kg |
| 配套动力 Power Required | 140-180HP | 180-220HP |

REVERSIBLE PLOUGH

X型全悬液压翻转犁
岸下用犁



标配XK450犁头



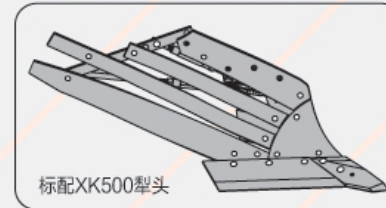

可选配XK450Z犁头

全悬液压翻转犁(X型) REVERSIBLE PLOUGH

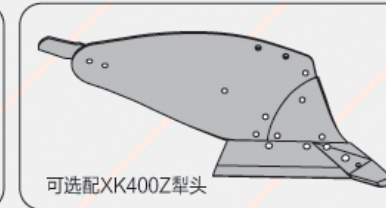
| 型号: Code No. | 1LF-X350 | 1LF-X360 | 1LF-X450 |
|---------------------------------|----------------------|--------------|----------------------|
| 铧犁数 No. of Bottom | 3 | 3 | 4 (3+1) |
| 单铧犁型号 Bottom No. | XK450 栅条型或LK450Z 镜面型 | XK500 栅条型 | XK450 栅条型或XK450Z 镜面型 |
| 单铧工作宽度 Working Width Per Bottom | 33-50cm | 40-60cm | 33-50cm |
| 犁尖之间高度 Plough Point High | 172cm | 191cm | 172cm |
| 犁体间距 Bottom to Bottom Size | 100cm | 120cm | 100cm |
| 犁梁规格 Plough Beam Specification | 120x120x12mm | 120x120x12mm | 120x120x12mm |
| 整犁耕幅调节范围 Machine Working Width | 99-150cm | 120-180cm | 132-200cm |
| 配套动力 Power Required | 120-150HP | 140-180HP | 140-180HP |
| 重量 (N.Weight) | 1340kg | 1431kg | 1600kg |

REVERSIBLE PLOUGH

XK型全悬液压翻转犁
岸下用犁



标配XK500犁头



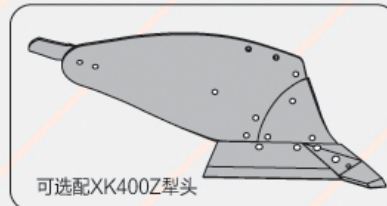
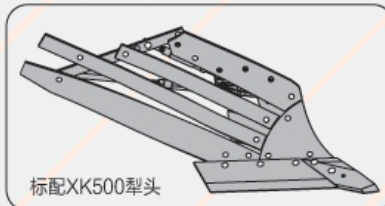
可选配XK400Z犁头

全悬液压翻转犁(XK型) REVERSIBLE PLOUGH

| 型号: Code No. | 1LF-XK450 | 1LF-X460 | 1LF-XK550 | 1LF-XK460A | 1LF-X560 |
|---------------------------------|--------------|--------------|--------------|--------------|--------------|
| 铧犁数 No. of Bottom | 4 (3+1) | 4 (3+1) | 5 (4+1) | 4 | 5 (4+1) |
| 单铧犁型号 Bottom No. | XK500 栅条型 | XK500 栅条型 | XK500 栅条型 | XK500 栅条型 | XK500 栅条型 |
| 单铧工作宽度 Working Width Per Bottom | 33-50cm | 40-60cm | 33-50cm | 40-60cm | 40-60cm |
| 犁尖之间高度 Plough Point High | 182cm | 182cm | 182cm | 195cm | 195cm |
| 犁体间距 Bottom to Bottom Size | 100cm | 120cm | 100cm | 120cm | 120cm |
| 犁梁规格 Plough Beam Specification | 140x140x12mm | 140x140x12mm | 140x140x12mm | 160x160x12mm | 160x160x12mm |
| 整犁耕幅调节范围 Machine Working Width | 132-200cm | 160-240cm | 165-250cm | 160-240cm | 200-300cm |
| 配套动力 Power Required | 160-200HP | 180-220HP | 180-240HP | 200-240HP | 220-260HP |
| 重量 (N.Weight) | 1912kg | 1940kg | 2180kg | 1995kg | 2344kg |

REVERSIBLE PLOUGH

XU型全悬液压翻转犁
岸下用犁

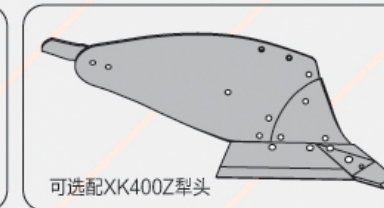
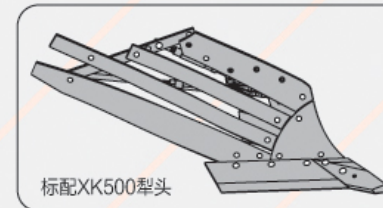


全悬液压翻转犁(XU型) REVERSIBLE PLOUGH

| 型号: Code No. | 1LF-XU550 (LU8) | 1LF-XU460H (重型) | 1LF-XU560H (重型) |
|---------------------------------|-----------------------|-----------------------|-----------------------|
| 铧犁数: NO.of Bottom | 5 (4+1) | 4 | 5 (4+1) |
| 单铧犁型号 Bottom No. | 标配XK500犁头 可选配XK500M犁头 | 标配XK500犁头 可选配XK500M犁头 | 标配XK500犁头 可选配XK500M犁头 |
| 单犁工作宽度 Working Width Per Bottom | 33-50cm | 40-60cm | 40-60cm |
| 犁尖之间高度 Plough Point High | 182cm | 195cm | 195cm |
| 犁体间距 Bottom to Bottom Size | 100cm | 120cm | 120cm |
| 犁梁规格 Plough Beam Specification | 140×140×12mm | 160×160×12mm | 160×160×12mm |
| 整犁耕幅调节范围 Machine working width | 165-250cm | 160-240cm | 200-300cm |
| 配套动力 Power Required | 180-240HP | 200-260HP | 240-280HP |
| 重量 N.Weight | 2200kg | 2400kg | 2717kg |

REVERSIBLE PLOUGH

XKX型全悬液压翻转犁
岸上岸下两用犁

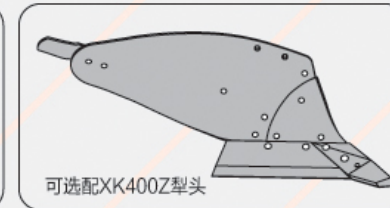
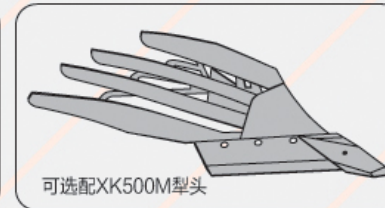
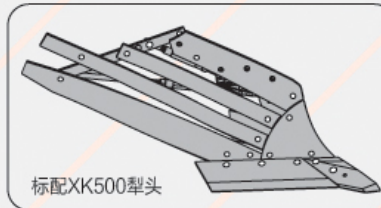


全悬液压翻转犁(XKX型) REVERSIBLE PLOUGH

| 型号: Code No. | 1LF-XKX450 | 1LF-XKX460 | 1LF-XKX550 | 1LF-XKX550A | 1LF-XKX650 |
|---------------------------------|--------------|--------------|----------------|--------------|--------------|
| 铧犁数 No. of Bottom | 4 | 4 | 5 (4+1) | 5 | 6 (5+1) |
| 单铧犁型号 Bottom No. | XK500 栅条型 | XK500 栅条型 | XK500 栅条型 | XK500 栅条型 | XK500 栅条型 |
| 单犁工作宽度 Working Width Per Bottom | 33-50cm | 40-60cm | 33-50cm | 33-50cm | 33-50cm |
| 犁尖之间高度 Plough Point High | 182cm | 182cm | 182cm | 195cm | 195cm |
| 犁体间距 Bottom to Bottom Size | 100cm | 120cm | 100cm | 100cm | 100cm |
| 犁梁规格 Plough Beam Specification | 140x140x12mm | 140x140x12mm | 140 x140 x12mm | 160x160x12mm | 160x160x12mm |
| 整犁耕幅调节范围 Machine Working Width | 132-200cm | 160-240cm | 165-250cm | 165-250cm | 198-300cm |
| 配套动力 Power Required | 180-200HP | 200-240HP | 200-250HP | 200-260HP | 240-270HP |
| 重量 (N.Weight) | 1950kg | 2000kg | 2260kg | 2600kg | 2851kg |

REVERSIBLE PLOUGH

XKD型半悬挂式液压翻转犁
岸上岸下两用犁

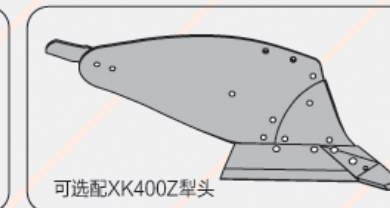
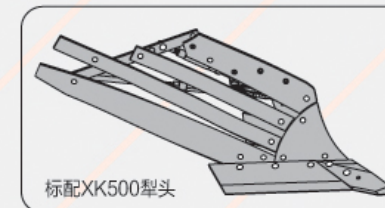


半悬挂式液压翻转犁(XKD型) REVERSIBLE PLOUGH

| 型号: Code No. | 1LF-XKD750 | 1LF-XKD850 |
|----------------------------------|--------------------------|--------------------------|
| 犁犁数 No. of Bottom | 7 | 8 (7+1) |
| 单犁犁型号 Bottom No. | XK500M快速装接犁头 或XK500犁头 | XK500M快速装接犁头 或XK500犁头 |
| 单犁工作宽度 Working Width Per Bottom | 33-50cm | 33-50cm |
| 犁尖之间高度 Plough Point High | 195cm | 195cm |
| 犁体间距 Bottom to Bottom Size | 100cm | 100cm |
| 主犁梁规格 Plough Beam Specification | 160x160方管 | 160x160方管 |
| 支撑梁规格 Support Beam Specification | 140x140方管 | 140x140方管 |
| 整犁耕幅调节范围 Machine Working Width | 231-350cm | 264-400cm |
| 配套动力 Power Required | 320HP | 340HP |
| 重量 (N.Weight) | 3980kg | 4280kg |

REVERSIBLE PLOUGH

AM型全悬液液压翻转犁
无级调幅液压防过载保护

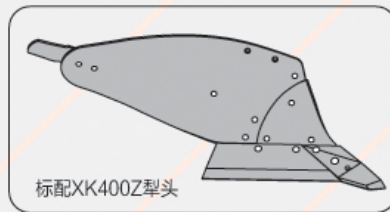


全悬液液压翻转犁(AM型) REVERSIBLE PLOUGH

| 型号: Code No. | 1LF-D550 AM | 1LF-D460 AM | 1LF-D560 AM |
|---------------------------------|-----------------|-----------------|-----------------|
| 犁犁数 No. of Bottom | 5 (4+1) | 4 | 5 (4+1) |
| 单犁犁型号 Bottom No. | XK500 栅条型 | XK500 栅条型 | XK500 栅条型 |
| 单犁工作宽度 Working Width Per Bottom | 33-55cm无级调幅(AM) | 36-58cm无级调幅(AM) | 36-58cm无级调幅(AM) |
| 犁尖之间高度 Plough Point High | 182cm | 195cm | 195cm |
| 犁体间距 Bottom to Bottom Size | 100cm | 120cm | 120cm |
| 犁梁规格 Plough Beam Specification | 140x140x12mm | 160x160x12mm | 160x160x12mm |
| 整犁耕幅调节范围 Machine Working Width | 150-275cm | 144-232cm | 180-290cm |
| 保护形式 Forms of Protection | 液压式防过载保护(OP) | 液压式防过载保护(OP) | 液压式防过载保护(OP) |
| 配套动力 Power Required | 180-240HP | 200-260HP | 240-280HP |

REVERSIBLE PLOW

KJ型单向水田灭茬犁
岸下用犁




标配XK400Z犁头

单向水田灭茬犁 PLOW

| 型号: Code No. | KJ340 | KJ440 |
|---------------------------------|----------------|----------------|
| 铧犁数 No.of Bottom | 3 | 4(3+1) |
| 单铧工作宽度 Working Width Per Bottom | 40cm | 40cm |
| 犁架高度 Plough Beam High | 75cm | 75cm |
| 犁体间距 Bottom to Bottom Size | 86cm | 86cm |
| 犁铧耕深 Tillage Depth | 20-30cm (带限深轮) | 20-30cm (带限深轮) |
| 犁梁规格 Plough Beam Specification | 100*100*10mm | 100*100*10mm |
| 整铧耕幅 Machine Working Width | 120cm | 160cm |
| 重量 (N.Weight) | 468kg | 620kg |
| 配套动力 Power Required | 70-90HP | 90-120HP |

DISC HARROW

1BYD(半悬挂式)
灭茬缺口圆盘耙




灭茬缺口圆盘耙 DISC HARROW

| 型号: Code No. | 1BYD-400 | 1BYD-500 | 1BYD-600 |
|---|--|--|--|
| 挂接方式 Linkage Type | 半悬挂式 (液压可折叠) Semi Mounted (Hydraulic Folding) | 半悬挂式 (液压可折叠) Semi Mounted (Hydraulic Folding) | 半悬挂式 (液压可折叠) Semi Mounted (Hydraulic Folding) |
| 工作宽幅 Working Width | 4m | 5m | 6m |
| 耕深 Working Depth | 15-20cm | 15-20cm | 15-20cm |
| 耙片直径 Disc Blade Diameter | 620mm | 620mm | 620mm |
| 耙片间距 Disc Blade Spacing | 250mm | 250mm | 250mm |
| 耙片数量 No. of Disc | 32pcs | 40pcs | 48pcs |
| 外形尺寸 (长×宽×高) Overall Dimension (LxWxH) | 4500x7500x1900mm | 5500x7500x1900mm | 6500x7500x1900mm |
| 配套动力 Power Required | 180-240HP | 200-270HP | 250-320HP |
| 重量 Weight | 4700kg | 5500kg | 6500kg |

DISC HARROW

1BYE(半悬挂式)
灭茬缺口圆盘耙



灭茬缺口圆盘耙 DISC HARROW

| 型号: Code No. | 1BYE-400 | 1BYE-500 | 1BYE-600 |
|--------------------------|--|--|--|
| 挂接方式 Linkage Type | 半悬挂式 (液压可折叠) Semi Mounted (Hydraulic Folding) | 半悬挂式 (液压可折叠) Semi Mounted (Hydraulic Folding) | 半悬挂式 (液压可折叠) Semi Mounted (Hydraulic Folding) |
| 工作宽度 Working Width | 4m | 5m | 6m |
| 耕深 Working Depth | 15-20cm | 15-20cm | 15-20cm |
| 耙片直径 Disc Blade Diameter | 736mm | 736mm | 736mm |
| 耙片间距 Disc Blade Spacing | 320mm | 320mm | 320mm |
| 耙片数量 No. of Disc | 22pcs | 30pcs | 34pcs |
| 运输宽度 Transport width | 3m | 3m | 3m |
| 配套动力 Power Required | 240-320HP | 250-350HP | 270-400HP |
| 重量 Weight | 5600kg | 6000kg | 6700kg |

DISC HARROW


1BYX型
灭茬缺口圆盘耙



灭茬缺口圆盘耙 DISC HARROW

| 型号: Code No. | 1BYX-330 | 1BYX-380 | 1BYX-430 | 1BYX-530 | 1BYX-630 |
|---------------------------------|-----------|-----------|-----------|-------------|-------------|
| 工作宽度(cm) Working Width | 330cm | 380cm | 430cm | 530cm (折叠式) | 630cm (折叠式) |
| 工作深度(cm) Working Depth | 15-20cm | 15-20cm | 15-20cm | 15-20cm | 15-20cm |
| 耙片直径(mm) Disc Blade Diameter | 560, 610 | 560, 610 | 560, 610 | 560, 610 | 560, 610 |
| 耙片数量(pcs) No. of Disc | 26pcs | 30pcs | 34pcs | 42pcs | 50pcs |
| 灭茬行走速度(KM/H) Stubble Speed | 12-20KM/H | 12-20KM/H | 12-20KM/H | 12-20KM/H | 12-20KM/H |
| 配套动力(HP) Matched Power | 150-180HP | 160-200HP | 200-260HP | 240-280HP | 260-315HP |
| 重量(kg) N.Weight | 3500kg | 3800kg | 4200kg | 5500kg | 6300kg |

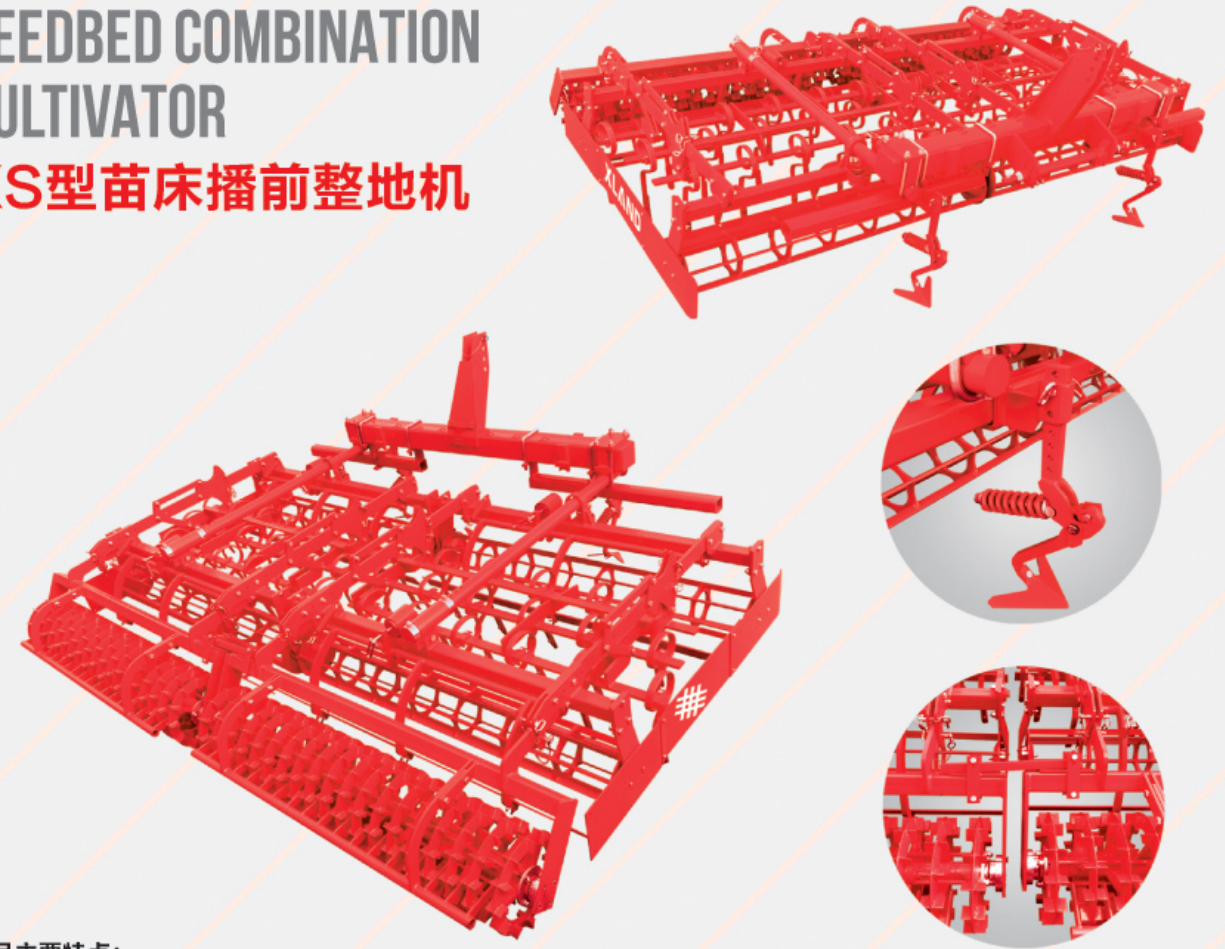
LAND PREPARATION CULTIVATOR 整地机



整地机 LAND PREPARATION CULTIVATOR

| 型号: Code No. | LX300 | LX350 | LXL500 |
|--------------------------------|------------------------------|------------------------------|--|
| 挂接方式 Linkage Type | 悬挂式 Mounted | 悬挂式 Mounted | 半悬挂式 (液压可折叠) Semi Mounted (Hydraulic Folding) |
| 深松齿数 Tines | 11 | 12 | 20 |
| 耙片对数 Disc Pairs+Single Disc | 3 | 3+1 | / |
| 铲尖作业距离 Line Distance | 27cm | 29cm | 25cm |
| 梁间距 Beam Spacing | 70cm | 70cm | 75cm |
| 过载保护形式 Overload Protection | 弹簧/剪切螺栓 Spring/Shear Bolt | 弹簧/剪切螺栓 Spring/Shear Bolt | 剪切螺栓 Shear Bolt |
| 工作幅宽 Working Width | 3m | 3.5m | 5m |
| 运输宽度 Transportation Width | 3m | 3.5m | 3m |
| 配套动力 Power Required | 105-150HP | 130-180HP | 220-300HP |
| 重量 Weight | 1150kg | 1300kg | 3450kg |

SEEDBED COMBINATION CULTIVATOR KS型苗床播前整地机



产品主要特点:

- 1.能够均匀粉碎土块,同时可以达到很好的墒情效果。
- 2.特别适合甜菜种子和油菜种子的苗床播前整地。
- 3.弹齿排列平坦入土力强,相互耦合排列的镇压器具有良好的镇压平整效果。

Main features of the product:

1. It can evenly crush soil blocks and achieve good moisture content effect at the same time.
2. It is especially suitable for seedbed preparation of sugar beet and rapeseed before sowing.
3. The spring tine is well formed and have strong soil penetration force. The mutual coupling arrangement of roller has a good suppression and leveling effect.

KS400型苗床播前整地机 KS400 SEEDBED COMBINATION CULTIVATOR

| 型号: Code No. | KS300 | KS400 | KS600 (折叠) |
|--|----------------|----------------|--|
| 悬挂形式 Linkage Type | 悬挂式 Mounted | 悬挂式 Mounted | 悬挂式 (液压可折叠) Mounted (Hydraulic Folding) |
| 工作幅宽 Working Width | 3m | 4m | 6m |
| 作业组数量和宽度 Number and Width of Sections | 2 × 1.5m | 2 × 2.0m | 4 × 1.5m |
| 鹅掌铲 Shovel | 2个 | 2个 | 4个 |
| 直弹齿 Spring Tine | 2组 × 13个 | 2组 × 18个 | 4组 × 13个 |
| 配套动力 Power Required | 100-140HP | 140-180HP | 180-250HP |
| 重量 Weight | 1700kg | 2000kg | 4300kg |